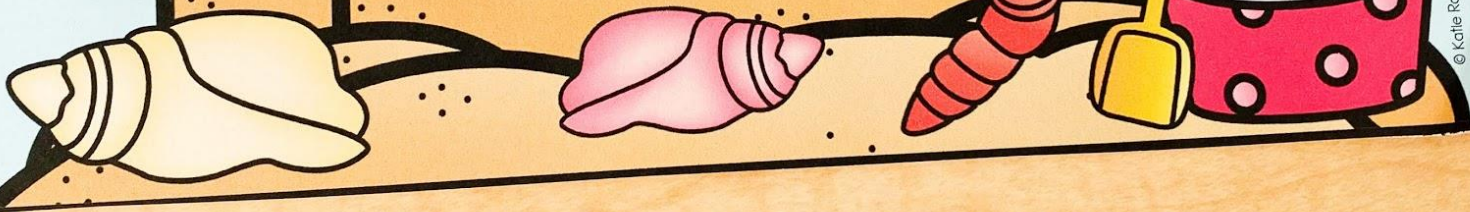


MORNING TUBS

for Summer

$$4 + \underline{\quad} = 10$$



© Katie Roltgen

By Katie Roltgen

About this Resource:

This is a set of 20 activities designed to be used in Kindergarten morning work tubs. The activities incorporate common Kindergarten skills in the areas of literacy, math, fine motor, and more. They require supplies that many teachers can find in their classrooms, such as math manipulatives, magnetic letters, and playdough.

A few things...

1. You may want to change up the activities from what I have suggested or omit certain ones, and that's fine! I designed this resource to provide some activities that teachers could use to save planning and prep time, but it does not have to be used exclusively. You may want to add additional activities based on your own ideas or your students' needs and interests. Or, if you need more than 20 tubs and don't want to duplicate any of these activities, you will have to make your own additional tubs. I have provided a list of additional morning work tub ideas.
2. Some of the activities can be customized or changed based on what you have in your classroom.

About this Resource:

3. I am including an information page for each activity. In the instructions, it says to place the activities into a container. You can use whatever works in your classroom.

Ideas:

- Place activities in plastic tubs and keep them in a tub organizer.
 - Place activities into plastic bags and rotate them around your students' tables each day.
 - You can make multiple copies of an activity and have all of the students at a table do the same activity.
4. I highly recommend laminating all of the pieces, not just the ones that require dry-erase marker or playdough use. It helps them last longer. I also recommend printing on cardstock.
 5. Finally, I have a Facebook group where you can get ideas or tub storage, rotation, and more!
[Click here to join!](#)

Supplies Needed:

Supplies for students to use:

Magnetic letters
Magnetic cookie sheet
Mini erasers
Counters (plastic cubes, etc.)
Pipe cleaners
Plastic beads
Pom-pom balls
Plastic tweezers
Shells (or another type of counter)
Dry-erase markers
Plastic linking cubes
Pocket cube (optional)
Jumbo push pins
Student scissors
Single hole punch
Sensory bin (with summer items, see pg. 146)
Playdough

Preparing the activities:

Cardstock
Laminating machine
Scissors or paper trimmer
Mini clothespins (optional)
Hot glue gun

Storing the activities:

Tubs or gallon-sized zipper baggies

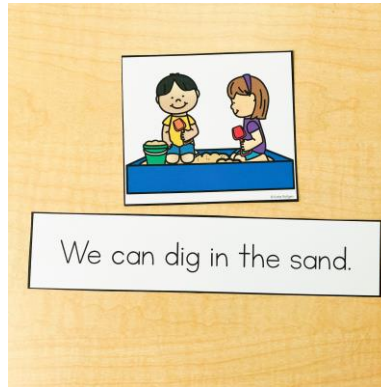
Activities Included:

Summer Sight Words	Pg. 9
Summer Sentence Matching	Pg. 16
Beginning Blend Cards	Pg. 23
Summer Word Building	Pg. 28
Read & Cover	Pg. 33
Rhyming Sunglasses	Pg. 44
Lemonade Addition	Pg. 57
Sunny Sums	Pg. 62
Kite Tails	Pg. 69
Let's Go Fishing	Pg. 80
Duck Pond Addition	Pg. 89
Ice Cream Scoops	Pg. 98
Making Ten Mats	Pg. 109
Summer Measurement	Pg. 120
Summer Roll & Graph	Pg. 128
Habitat Sort	Pg. 132
Summer Push Pin Pages	Pg. 140
Popsicle Cut & Punch	Pg. 144
Summer Sensory Bin	Pg. 146
Summer Playdough Mats	Pg. 150
Student Instruction Cards	Pg. 159


Activities Included:



Summer Sight Words




Sentence Matching




Beginning Blend Cards




Summer Word Building




Read & Cover



Rhyming Sunglasses



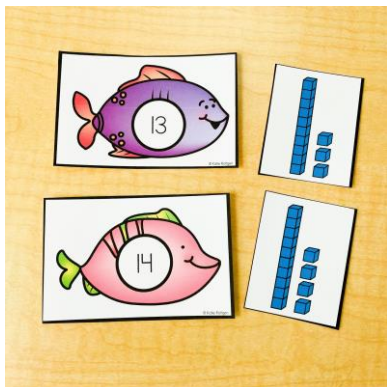
Lemonade Addition



Sunny Sums



Kite Tails



Let's Go Fishing



Duck Pond Addition




Ice Cream Scoops


Activities Included:



Making Ten Mats



Summer Measurement



Summer Roll & Graph



Habitat Sort



Summer Push Pin Pages



Popsicle Cut & Punch



Summer Sensory Bin




Summer Playdough Mats

Student Instruction Cards

There is a student instruction card for each activity.
Here are some examples.

Ice Cream Scoops

I can count
to show
each
number.



Making Ten Mats

I can add
more to
make ten.

