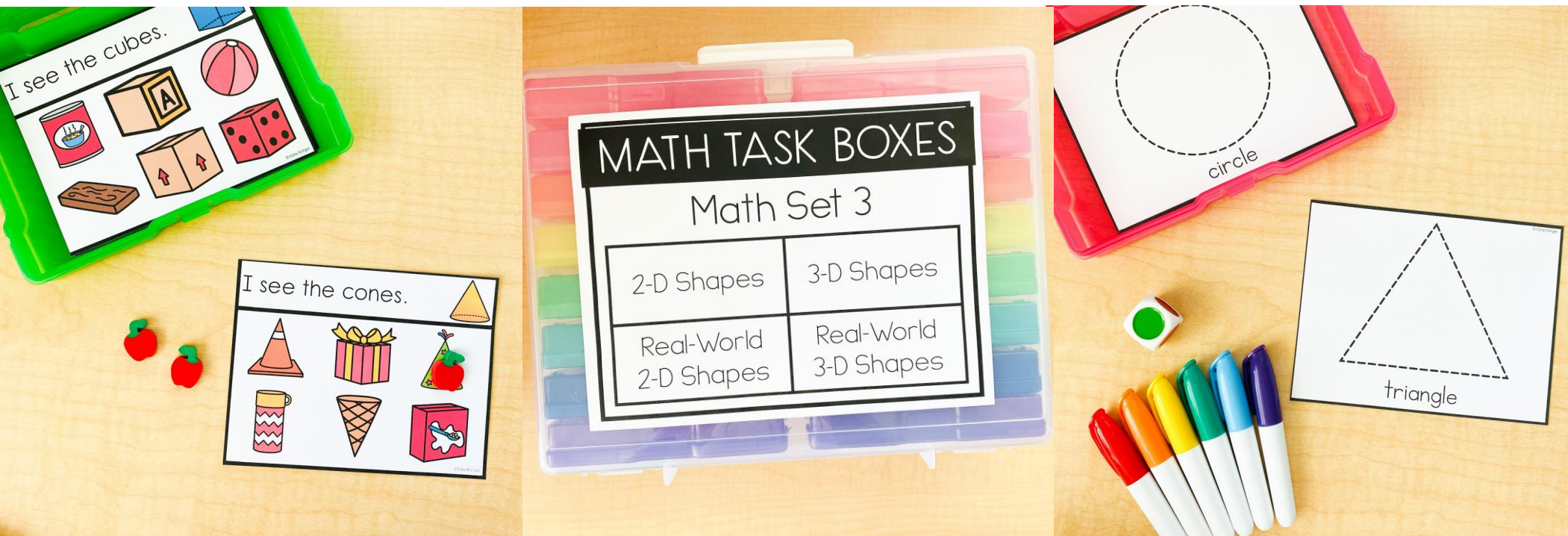


# MATH TASK BOXES for Kindergarten

Math Centers – Early Finishers – Intervention



Activity Set 3

By Katie Roltgen

# About This Resource

This is a set of 16 math activities that cover four kindergarten math skill areas: 2-D Shapes, 3-D Shapes, Real-World 2-D Shapes, and Real-World 3-D Shapes.

I chose the shapes I used based on the clipart that is available. I realize that you may teach different shapes than I do. If you need additional shapes, feel free to contact me and I'll see what I can do.

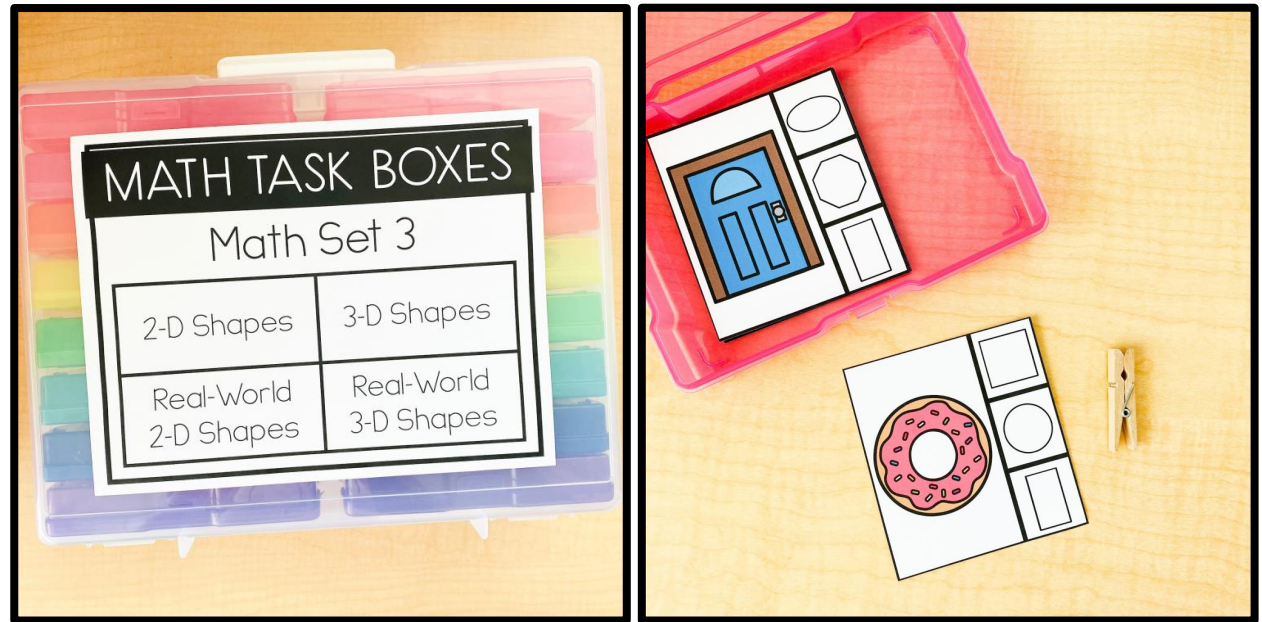


These activities are not thematic or seasonal in nature and can work all year in any educational setting! I created them so that they can be used by a student during independent center time, but they also work in math groups, intervention groups, or even as early finisher or morning work activities!

Each activity includes a recording page or practice page. The recording pages are necessary to complete the activity. The practice pages are optional.

# Storage

These activities were designed to fit into plastic photo cases as shown. However, you do not *have* to store them this way.



If you do not want to store these in plastic photo cases, they also fit into:

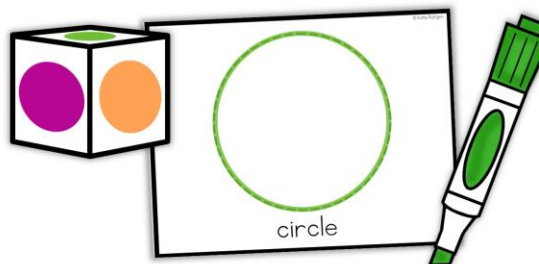
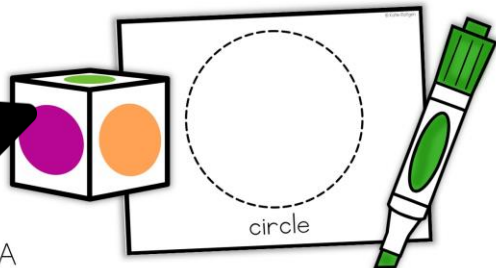
Pencil/supply boxes or pouches  
Zipper baggies or envelopes  
Plastic shoe boxes, tubs, or bins

Each activity also includes a recording page or practice page. You can store these in a tub with the activity or store them in a bin or file folder where students can access them.

# A Closer Look

Label  
Card

## 2-D Shapes Tracing Shapes



Instruction  
Card

Pick a card. Roll. Trace  
the shape with that color.

This matches the  
bottom of each  
corresponding  
recording page  
or practice  
page.

How to Prepare:

1. Print this page and the activity cards on cardstock.
2. Laminate and cut everything out.
3. Place the cards and a color-sided die into a container.
4. Label the container.
5. Optional: Make copies of the practice page.

Students will need dry-erase markers that match the colors  
on your color-sided die.

9-A Version 1

How to  
Prepare



# Materials

## Activity Materials:

Clothespins

Mini erasers

Playdough (the mini-sized cans work great!)

Color-sided die (optional)

Plastic spinner

Dry-erase markers

## Preparation Materials:

Cardstock

Laminator and laminating pouches

Scissors

Dot stickers

## Materials for the Recording Pages & Practice Pages

Pencils, scissors, glue sticks, crayons, and a spinner tool

## Storage Materials:

You can store these in plastic photo cases, pencil/supply boxes or pouches, zipper baggies or envelopes, or plastic shoe boxes, tubs, or bins.


# Activities

## Kindergarten Math: Set 3

SKILL	#1	#2	#3	#4
2-D Shapes	Trace the Shape	Build a Shape	Sort It!	Shape Puzzles
3-D Shapes	Spy a Shape	Build a Shape	Sort It!	Shape Puzzles
Real World 2-D Shapes	Cover-Up Cards	Clip-It Cards	Shape Puzzles	Sorting Mats
Real World 3-D shapes	Cover-Up Cards	Clip-It Cards	Shape Puzzles	Sorting Mats

# Skill: 2-D Shapes

## Trace the Shape




## Build a Shape






# Skill: 2-D Shapes

## Sort It!




## Shape Puzzles





# Skill: 3-D Shapes

## Spy a Shape




## Build a Shape




# Skill: 3-D Shapes

Sort It!




Shape Puzzles





# Skill: Real-World 2-D Shapes

## Cover-Up Cards




## Clip-It Cards






# Skill: Real-World 2-D Shapes

## Shape Puzzles



## Sorting Mats






# Skill: Real-World 3-D Shapes

## Cover-Up Cards



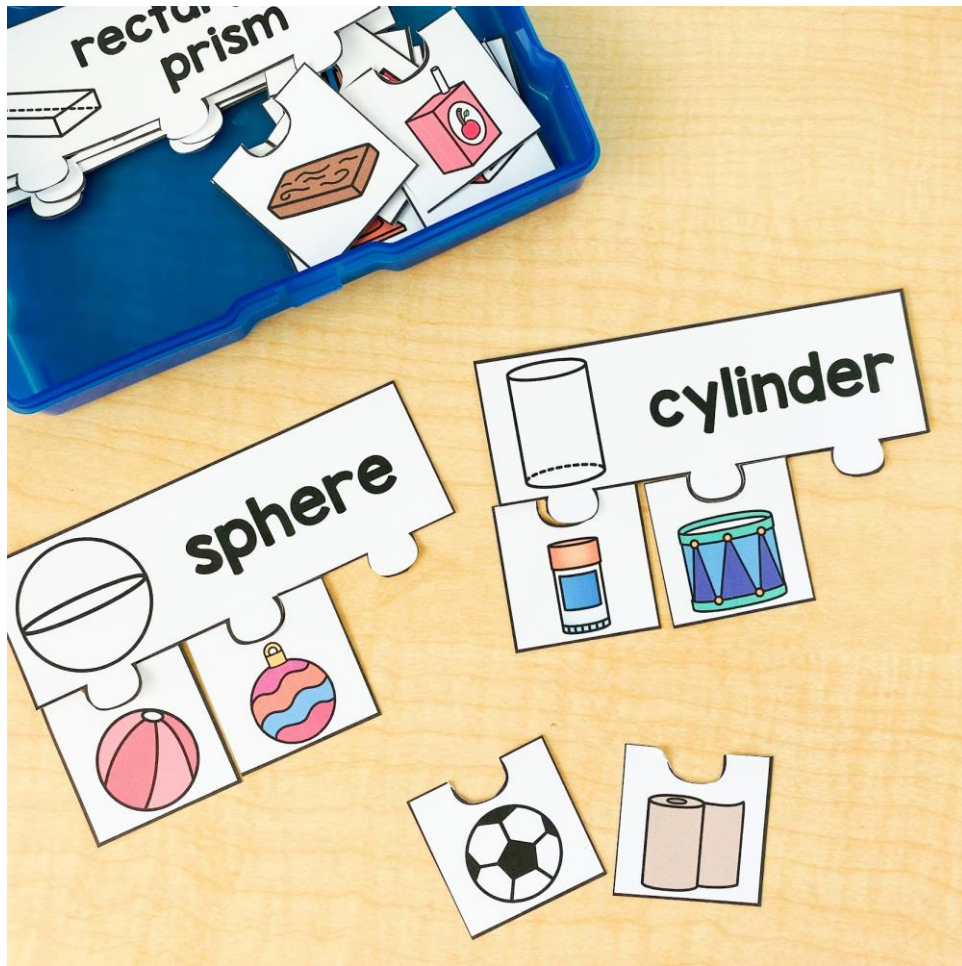
## Clip-It Cards





# Skill: Real-World 3-D Shapes

## Shape Puzzles



## Sorting Mats

