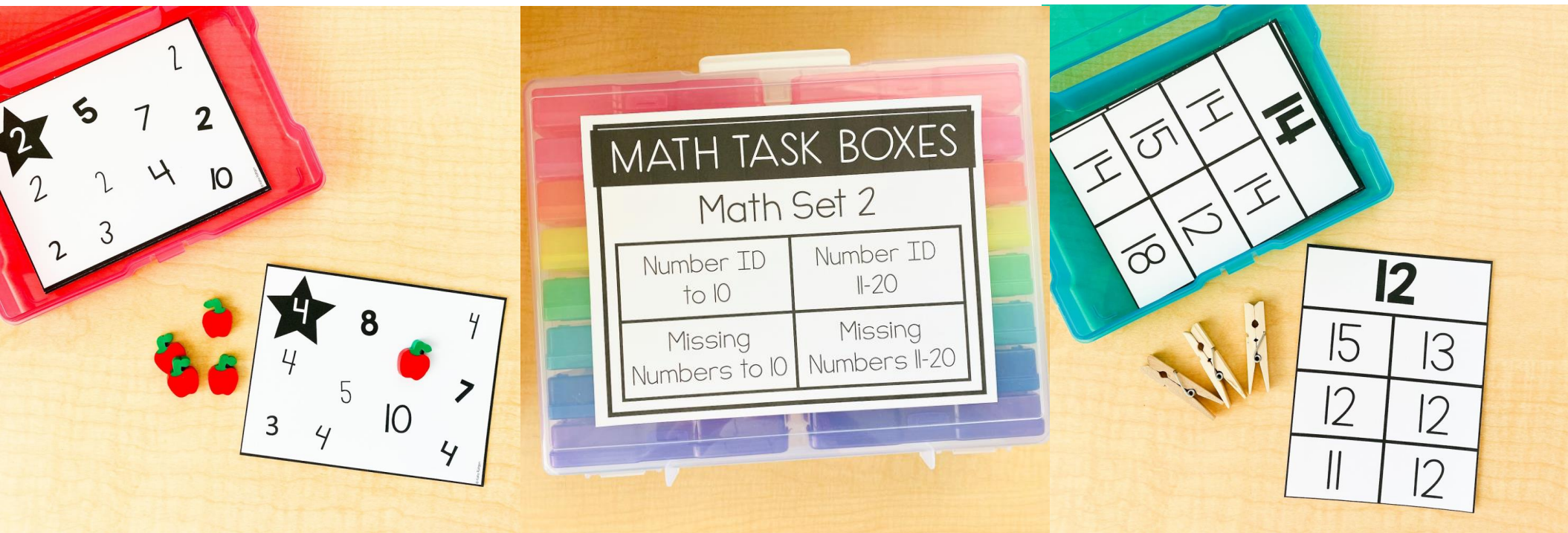


MATH TASK BOXES for Kindergarten

Math Centers – Early Finishers – Intervention



Activity Set 2

By Katie Roltgen

About This Resource

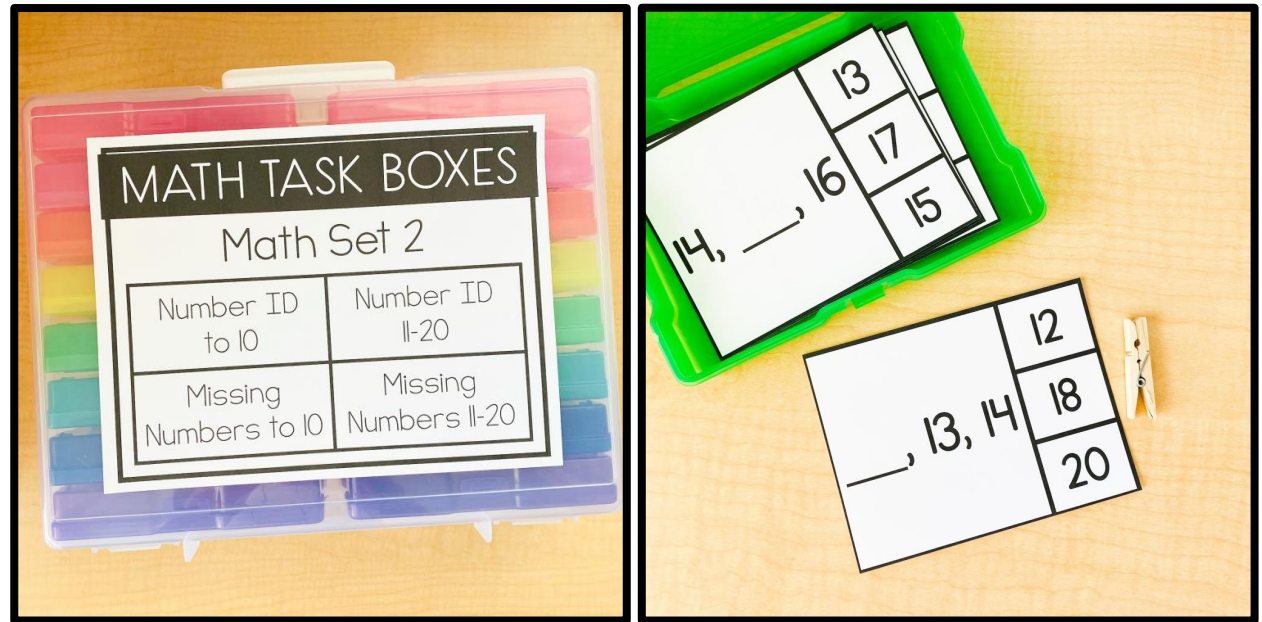
This is a set of 16 math activities that cover four kindergarten math skill areas: Identifying Numbers to 10, Identifying Numbers 11-20, Missing Numbers to 10, and Missing Numbers 11-20.

These activities are not thematic or seasonal in nature and can work all year in any educational setting! I created them so that they can be used by a student during independent center time, but they also work in math groups, intervention groups, or even as early finisher or morning work activities!

Each activity includes a recording page or practice page. The recording pages are necessary to complete the activity. The practice pages are optional.

Storage

These activities were designed to fit into plastic photo cases as shown. However, you do not *have* to store them this way.



If you do not want to store these in plastic photo cases, they also fit into:

Pencil/supply boxes or pouches
Zipper baggies or envelopes
Plastic shoe boxes, tubs, or bins

Each activity also includes a recording page or practice page. You can store these in a tub with the activity or store them in a bin or file folder where students can access them.

A Closer Look

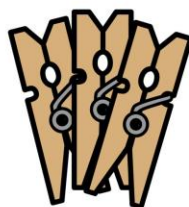
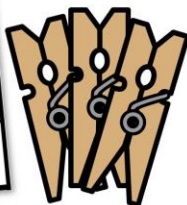
Label
Card

Number ID to 10

Clip Cards

5-B

2	
4	2
2	5
2	8



2	
4	2
2	5
2	8

Pick a card. Clip the numbers that match the top number.

Instruction
Card

This matches the bottom of each corresponding recording page or practice page.

How to Prepare:

1. Print this page and the clip cards on cardstock.
2. Laminate and cut everything out.
3. Place dot stickers on the back of each clip card to indicate the three correct answers.
4. Place the clip cards and three mini clothespins into a container.
5. Label the container.
6. Optional: Make copies of the practice page.

How to Prepare

Materials

Activity Materials:

Clothespins

Mini erasers

Plastic snapping cubes

Dot stickers

Playdough (the mini-sized cans work great!)

Dry beans (or any other small object)

Magnetic numbers

Plastic spinner (or a pencil and paper clip)

Preparation Materials:

Cardstock

Laminator and laminating pouches

Scissors

Materials for the Recording Pages & Practice Pages

Pencils, scissors, glue sticks, crayons, and a spinner tool

Storage Materials:

You can store these in plastic photo cases, pencil/supply boxes or pouches, zipper baggies or envelopes, or plastic shoe boxes, tubs, or bins.

Activities

Kindergarten Math: Set 2

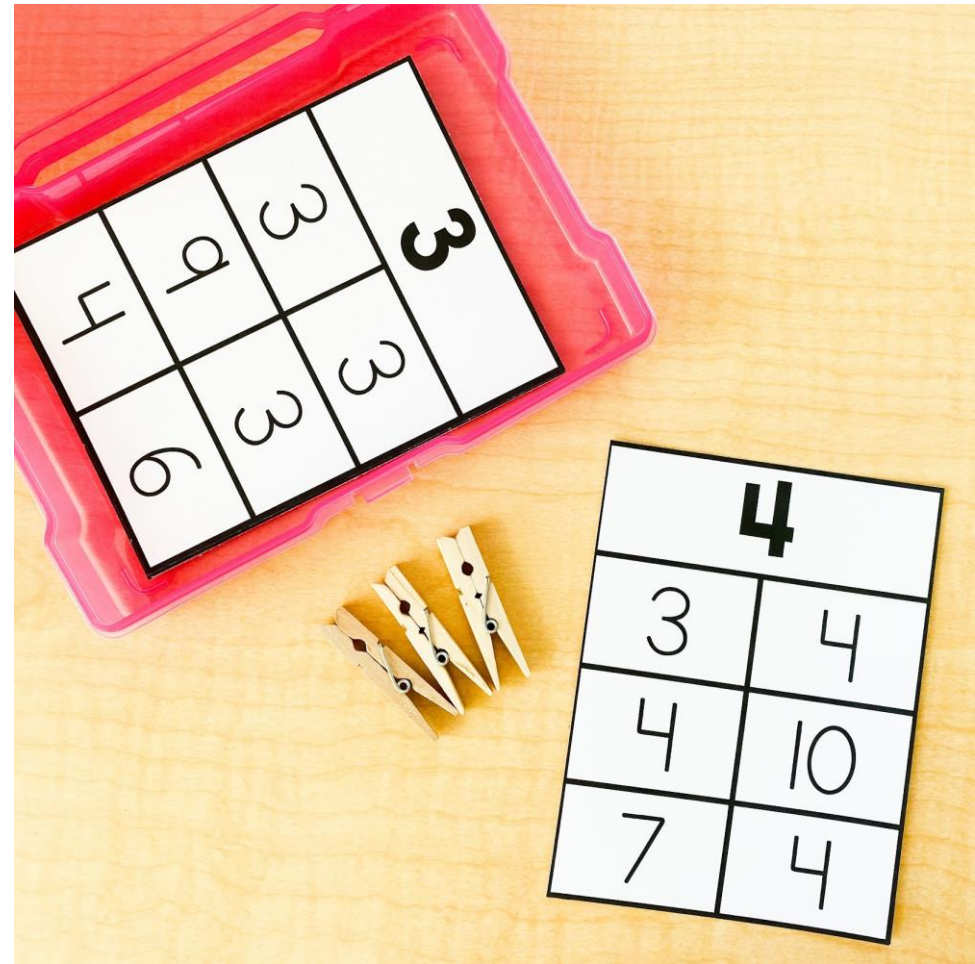
SKILL	#1	#2	#3	#4
Number ID to 10	Cover-Up Mats	Clip Cards	Number Construction	Playdough Mats
Number ID 11-20	Cover-Up Mats	Clip Cards	Number Construction	Playdough Mats
Missing Numbers to 10	Clip the Number	What's Missing?	Missing Numbers	Before and After
Missing Numbers 11-20	Clip the Number	What's Missing?	Missing Numbers	Missing Number Puzzles

Skill: Number ID to 10

Cover-Up Mats




Clip Cards



Skill: Number ID to 10

Number Construction



Playdough Mats



Skill: Number ID 11-20

Cover-Up Mats



Clip Cards



Skill: Number ID 11-20

Number Construction




Playdough Mats



Skill: Missing Numbers to 10

Clip the Number



What's Missing?



Skill: Missing Numbers to 10

Missing Numbers




Before & After



Skill: Missing Numbers 11-20

Clip the Number




What's Missing?



Skill: Missing Numbers 11-20

Missing Numbers



Missing Number Puzzles

