

ALPHABET CUTTING JOURNAL




Students will color and cut out a large picture shape. Then they will glue it in the alphabet journal!

ALPHABET CUTTING JOURNAL

Name: _____

Color and Cut

Directions: Color the picture. Cut it out on the dashed lines.



apple

© Katie Rotgen

1. Students will color and cut out a large picture shape.

Each page has a spot for the student's name and the date - this helps keep track of progress!

Name: _____

Date: _____

A is for apple.

© Katie Rotgen

2. Students will glue the picture onto the corresponding journal page.

ALPHABET CUTTING JOURNAL

Name: _____


Date: _____

A is for apple.

Name: _____

Color and Cut

Directions: Color the picture. Cut it out on the dashed lines.



apple

Name: _____


Date: _____

B is for bike.

Name: _____

Color and Cut

Directions: Color the picture. Cut it out on the dashed lines.



bike

Name: _____

Date: _____

C is for cake.

Name: _____

Color and Cut

Directions: Color the picture. Cut it out on the dashed lines.



cake

Name: _____


Date: _____

D is for dolphin.

Name: _____

Color and Cut

Directions: Color the picture. Cut it out on the dashed lines.




dolphin

ALPHABET CUTTING JOURNAL

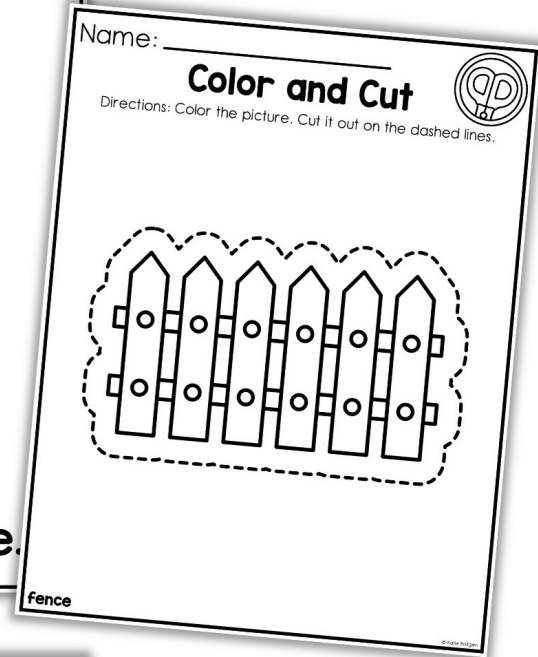
Name: _____
Date: _____

E is for egg.



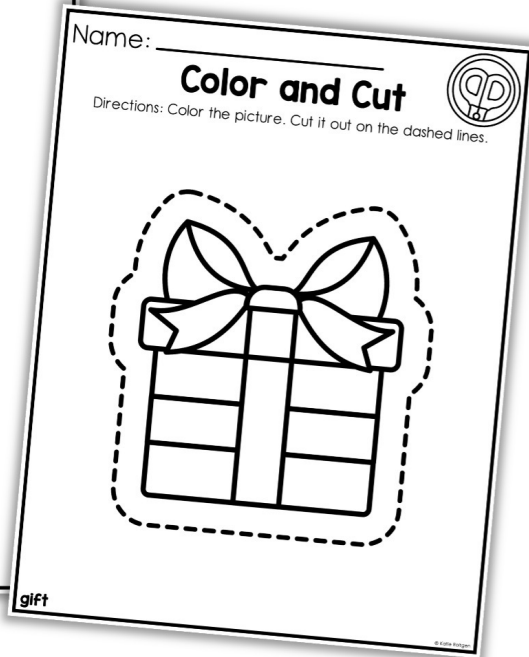
Name: _____
Date: _____

F is for fence.




Name: _____
Date: _____

G is for gift.



Name: _____
Date: _____

H is for hat.



ALPHABET CUTTING JOURNAL

Name: _____


Date: _____

I is for iguana

Name: _____

Color and Cut

Directions: Color the picture. Cut it out on the dashed lines.



iguana

Name: _____


Date: _____

J is for jam.

Name: _____

Color and Cut

Directions: Color the picture. Cut it out on the dashed lines.



jam

Name: _____


Date: _____

K is for kite.

Name: _____

Color and Cut

Directions: Color the picture. Cut it out on the dashed lines.



kite

Name: _____


Date: _____

L is for lamp.

Name: _____

Color and Cut

Directions: Color the picture. Cut it out on the dashed lines.



lamp


ALPHABET CUTTING JOURNAL

Name: _____
Date: _____

M is for map.

Name: _____
Color and Cut

Directions: Color the picture. Cut it out on the dashed lines.




map

Name: _____
Date: _____

N is for nest.

Name: _____
Color and Cut

Directions: Color the picture. Cut it out on the dashed lines.




nest

Name: _____
Date: _____

O is for octopus.

Name: _____
Color and Cut

Directions: Color the picture. Cut it out on the dashed lines.




octopus

Name: _____
Date: _____

P is for pig.

Name: _____
Color and Cut

Directions: Color the picture. Cut it out on the dashed lines.




pig

ALPHABET CUTTING JOURNAL


Name: _____
Date: _____

Q is for quilt.




Name: _____
Date: _____

R is for rain.



Name: _____
Date: _____

S is for sun.



Name: _____
Date: _____


T is for tiger.



ALPHABET CUTTING JOURNAL


Name: _____
Date: _____

U is for umbrella




Name: _____
Date: _____

V is for vase.



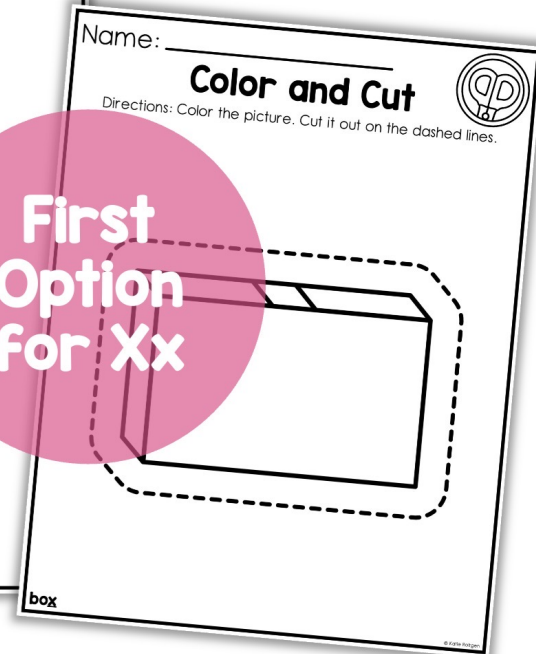
Name: _____
Date: _____

W is for wagon



Name: _____
Date: _____

X is for box.



First
Option
for Xx

ALPHABET CUTTING JOURNAL

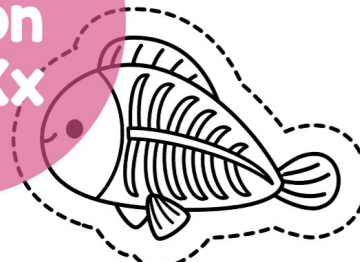
Name: _____
Date: _____

Color and Cut

Directions: Color the picture. Cut it out on the dashed lines.

Second Option for Xx

X is for x-ray fish.



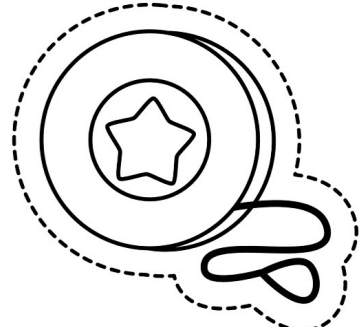
x-ray fish

Name: _____
Date: _____

Color and Cut

Directions: Color the picture. Cut it out on the dashed lines.

Y is for yo-yo.




yo-yo

Name: _____
Date: _____

Color and Cut

Directions: Color the picture. Cut it out on the dashed lines.



Z is for zebra.



zebra

Alphabet Pictures Journal

Name: _____



Plus a Journal Cover

