

# NUMBER ACTIVITIES

FOR  
**8**


Name: \_\_\_\_\_

## Spot and Dot

Directions: Color each circle that has the number 8.

8

8	8	7	2	3
8	6	8	8	8
3	8	8	6	8
8	1	8	8	7
8	8	8	8	8
8	9	8	4	8



© Katie Roltgen

By Katie Roltgen

# Thank you!

I hope you enjoy this resource!

If you have any questions about this resource or if I can change or fix something for you, please e-mail me at [mrsroltgen@gmail.com](mailto:mrsroltgen@gmail.com).

# Terms of Use

## You May:

- \*Use this product for your own personal use. You may print and copy this resource for use in your own classroom
- \*Review this product on your website or blog, as long as you provide a link to the product in my TpT store
- \*Purchase additional licenses for colleagues at a discount
- \*Contact me for a discounted site license

## You May Not:

- \*Give this item to others, in physical *or* digital form
- \*Post this item on *any* website, including your personal website, classroom website, or district website
- \*Post this item in a shared folder or drive unless a license is purchased for everyone who can access the file
- \*Copy or modify this resource and sell it, offer it for free, or claim it as your own

# Quick Tips

Having trouble viewing images? Make sure you have the latest version of Adobe installed.

Having trouble editing editable fields? Make sure you have saved the file to your computer and opened it in Adobe. You will not be able to edit in Preview or in your web browser's PDF viewer.

If the above tips aren't working or you need something else: Send me an e-mail at [mrsroltgen@gmail.com](mailto:mrsroltgen@gmail.com).

# About Katie



I'm a former teacher who is currently a stay-at-home mom. I have experience teaching kindergarten and K-2 special education. I love staying in the education world by creating useful and engaging resources for teachers. Be sure to stay in touch by following me on social media and checking out my website at [katieroltgenteaching.com](http://katieroltgenteaching.com).

# Stay in touch!




# TABLE OF CONTENTS:

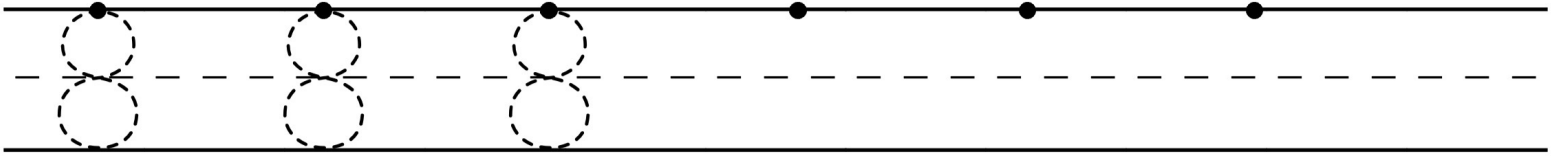
Activity Page	Page 5
Spot and Dot Page	Page 6
Cut and Sort Page	Page. 7
Spin and Trace Partner Game (Each student has their own copy of the game. They will follow the directions on the page and trace the numbers on their copy.)	Page 8
Number Crown	Pages 9-10
Mini Book (These print two to a page. Print collated and stapled, then cut each set in half horizontally. The final page is separate and is used for the "Here are ways to show..." page in the book. Cut it into thirds and give one to each student.	Pages 11-18
Sorting Cards (These are designed to be used in a pocket chart.)	Pages 19-21
Pocket Cube Cards (These are designed to be used in a pocket cube.)	Pages 22-23
Number Poster	Page 24

Name: \_\_\_\_\_

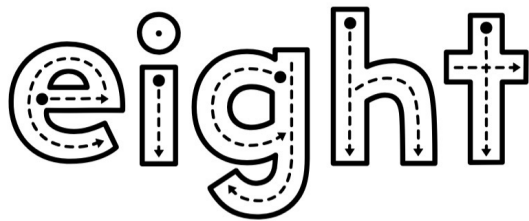
# All About Eight!




Trace and write the number three times.



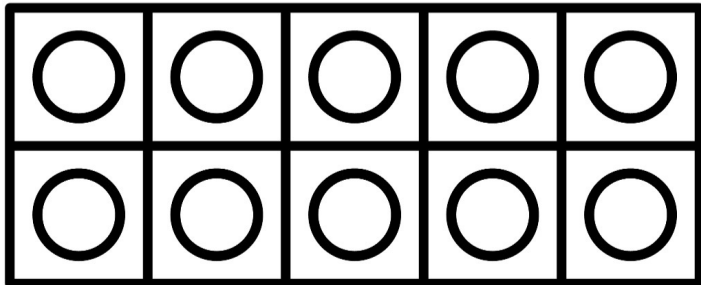
Trace the number word.




Color 8 bears.



Color 8 circles on the ten frame.



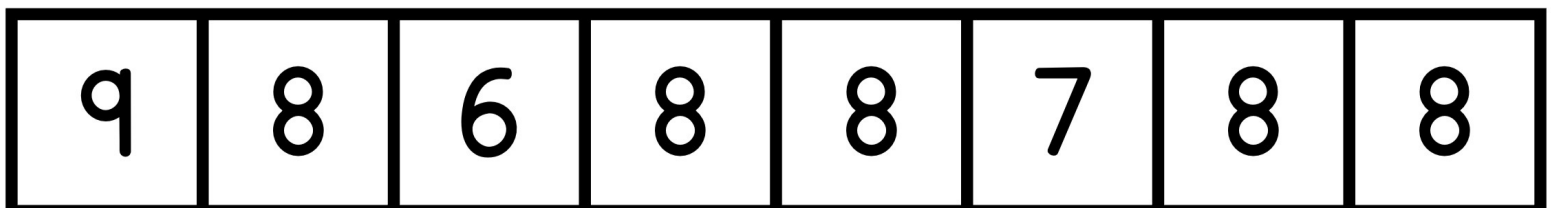
Color 8 fingers.



Color 8 cubes.



Find and circle the number 8.




Name: \_\_\_\_\_

8

# Spot and Dot

Directions: Color each circle that has the number 8.

8	8	7	2	3
8	6	8	8	8
3	8	8	6	8
8	8	1	8	8
8	8	8	8	7
8	9	8	4	8



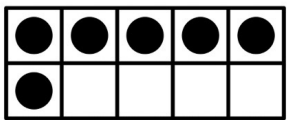
Name: \_\_\_\_\_

# Cut and Sort

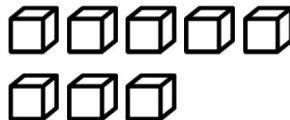
Directions: Cut out the pieces. Sort and glue below.

8

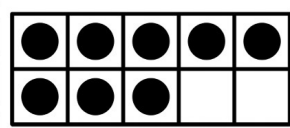


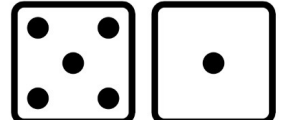
Not 8



seven








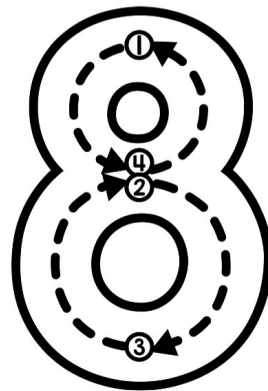
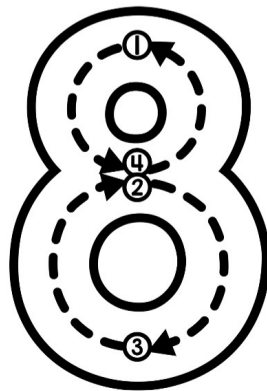

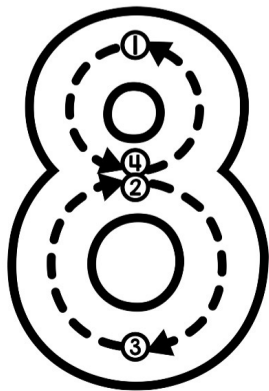




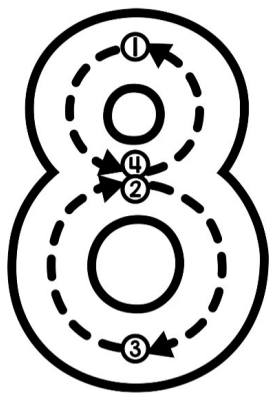

eight




Name: \_\_\_\_\_





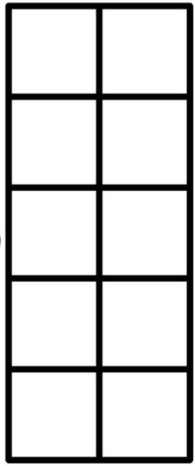
# Spin an 8!

Directions: Make a spinner with a pencil and paper clip. With a partner, take turns spinning. If you spin an 8, trace the number one time. If you spin a different number, your turn is over. Continue until you have traced all your numbers!



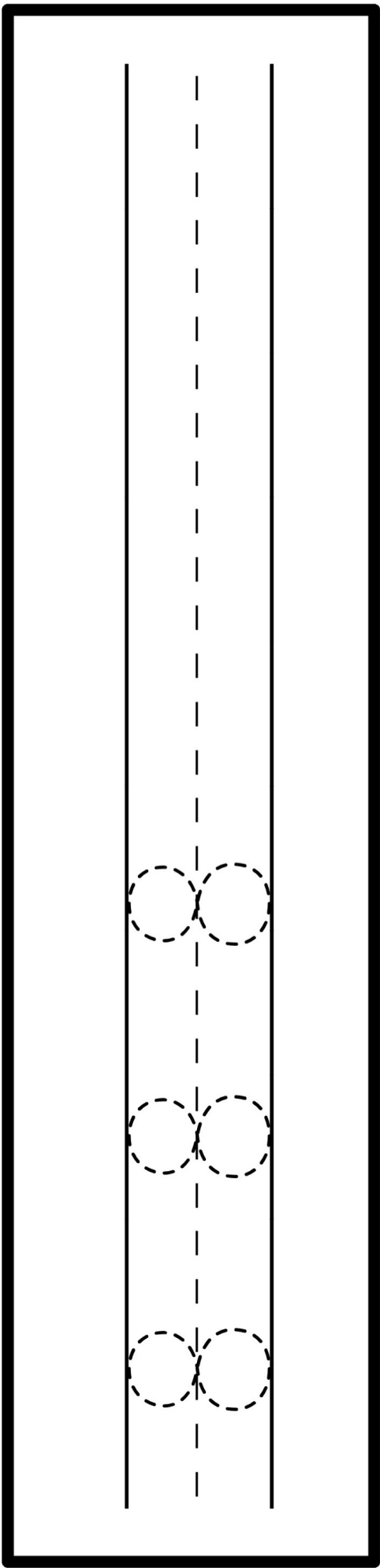
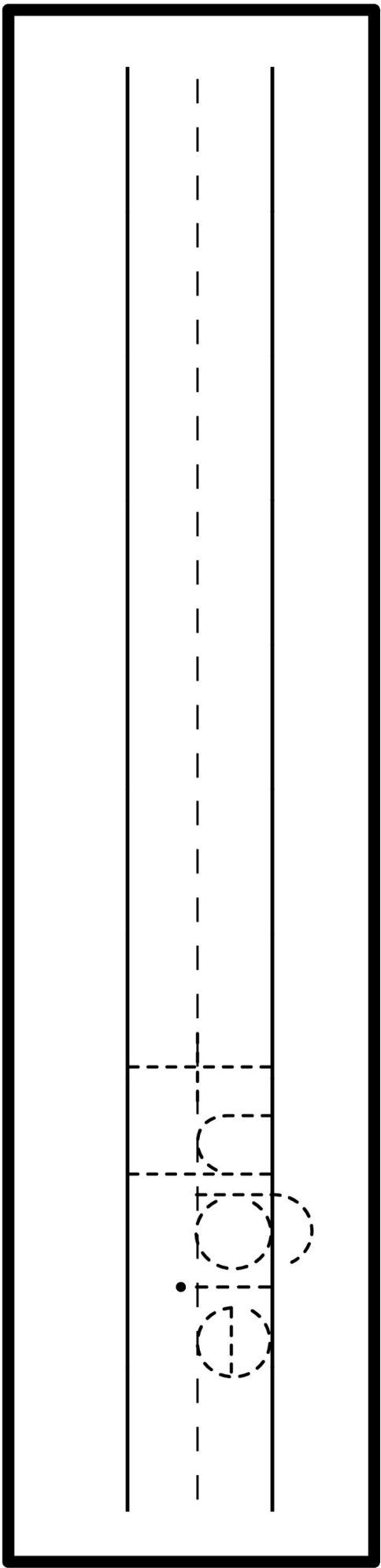


try it




Counting practice area with dashed borders containing:

- Two dice showing 2 and 3 dots.
- Five teddy bears.
- Eight cubes arranged in two rows of four.
- Two hands.
- Two dice showing 2 and 4 dots.
- Six teddy bears arranged in two rows of three.




# All About the Number



Name: \_\_\_\_\_

© Katie Roltgen

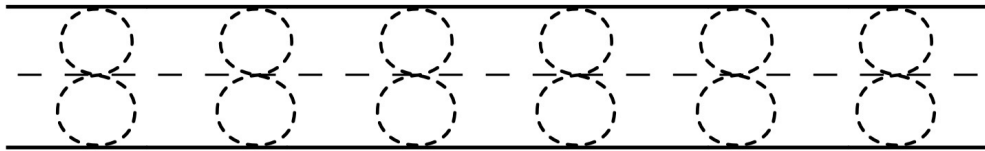
# All About the Number



Name: \_\_\_\_\_


© Katie Roltgen

**I can trace the number.**

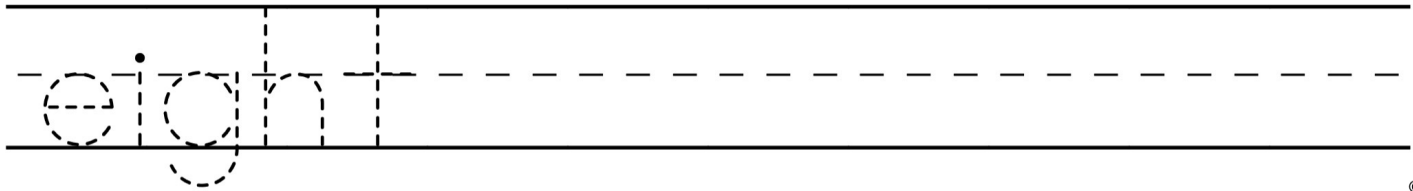


**I can write the number.**

Blank handwriting lines for writing the number 8, consisting of a solid top line, a dashed middle line, and a solid bottom line.

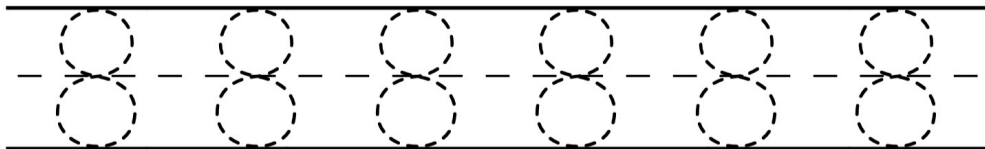


**I can trace and write the word.**



© Katie Roltgen

**I can trace the number.**

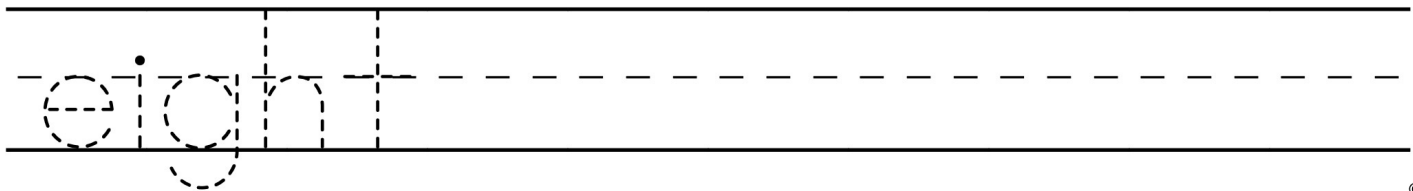


**I can write the number.**

Blank handwriting lines for writing the number 8, consisting of a solid top line, a dashed middle line, and a solid bottom line.



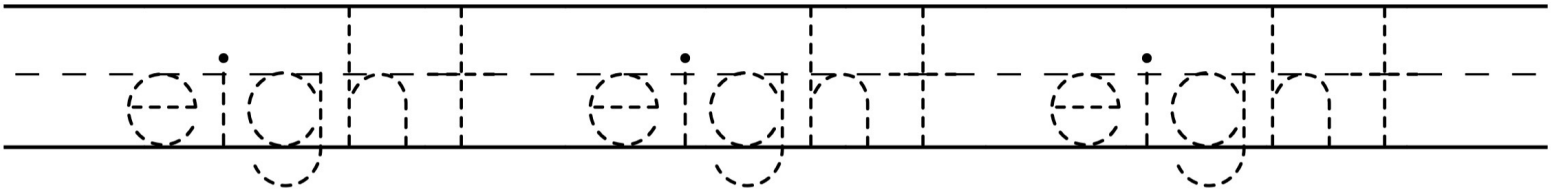
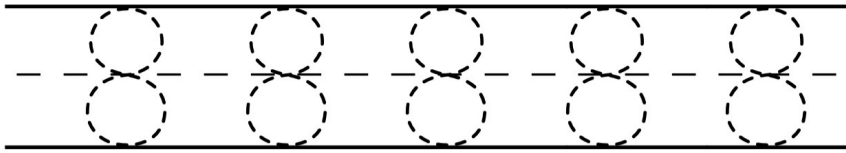
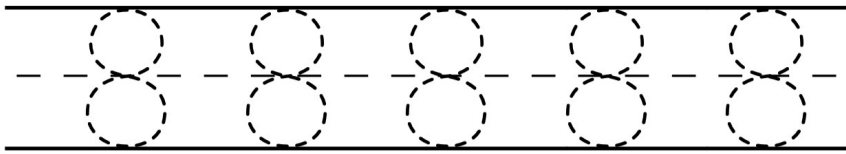
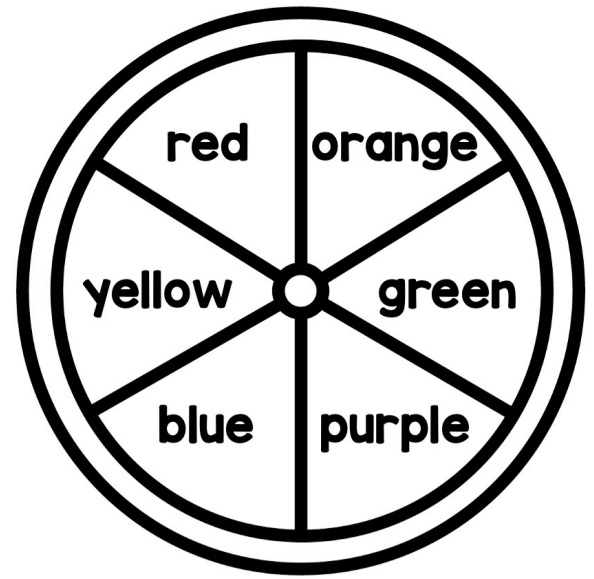
**I can trace and write the word.**



© Katie Roltgen

# I can rainbow write.

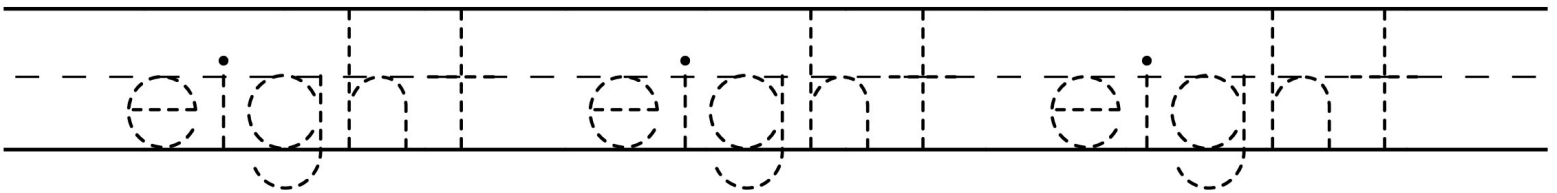
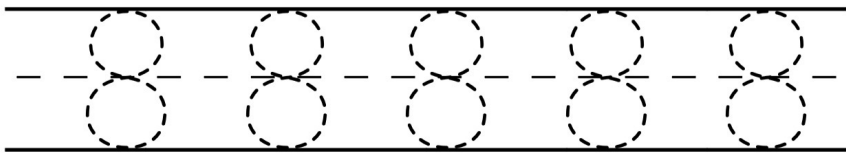
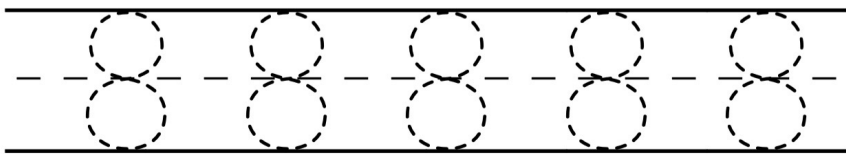
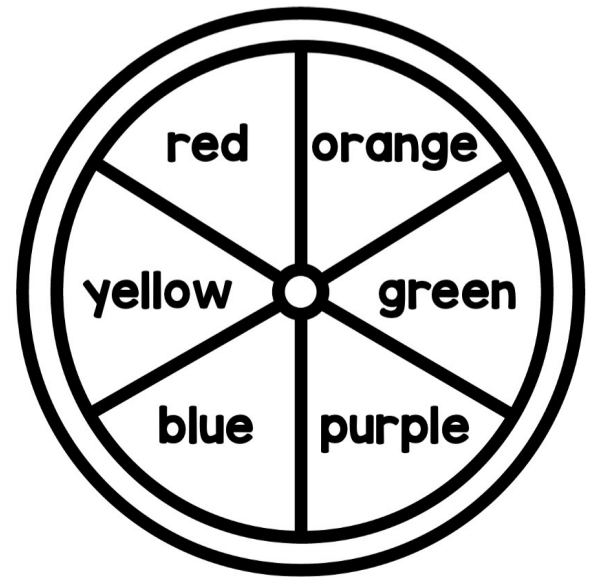
Spin the spinner. Trace one number or word using the color you spun. Repeat.



© Katie Roltgen

# I can rainbow write.

Spin the spinner. Trace one number or word using the color you spun. Repeat.




© Katie Roltgen

# I can find the number 8.

Find and circle the number.

8	8	7	8	3
9	6	8	8	1
8	8	4	8	2




© Katie Roltgen

# I can find the number 8.



Find and circle the number.

8	8	7	8	3
9	6	8	8	1
8	8	4	8	2

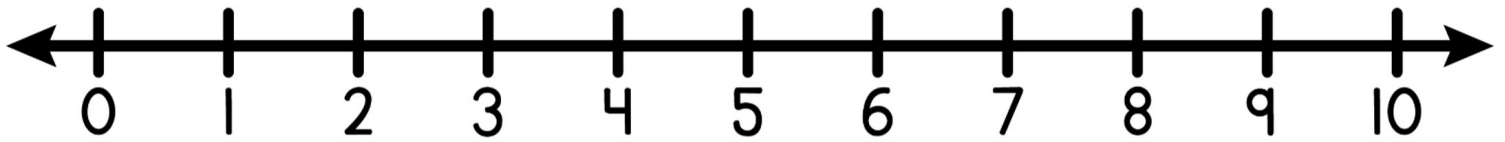


© Katie Roltgen

**I can show the number 8  
on a ten frame.**





**I can show 8 hops on the number line.**

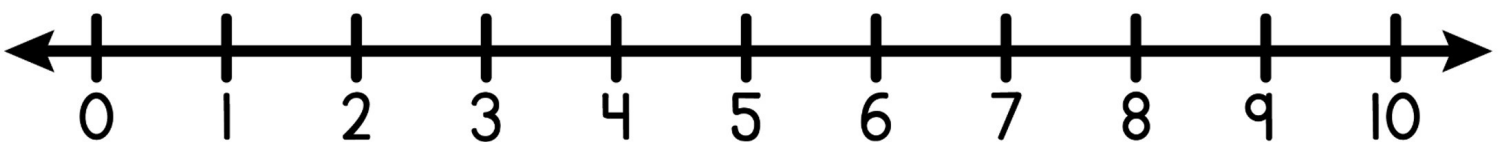


© Katie Roltgen

**I can show the number 8  
on a ten frame.**




**I can show 8 hops on the number line.**




© Katie Roltgen

# I can count and draw.

Color eight apples.




Draw eight apples on the tree.




© Katie Rolten

# I can count and draw.

Color eight apples.



Draw eight apples on the tree.





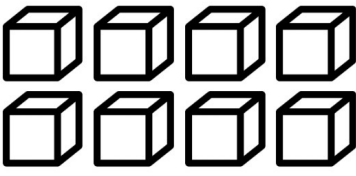
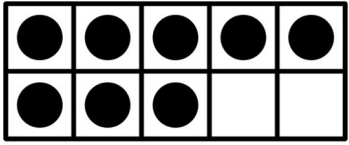
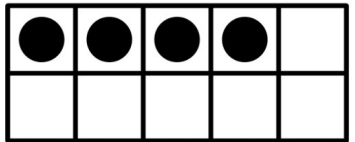



© Katie Rolten



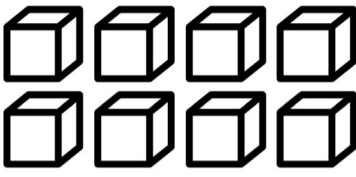

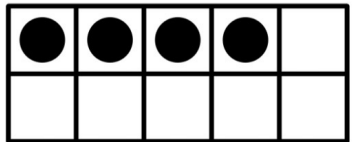



**Here are ways to show the  
number 8.**



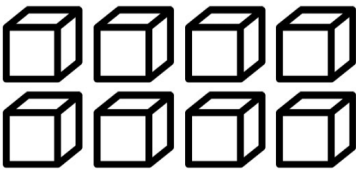
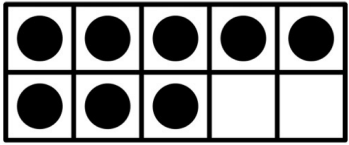
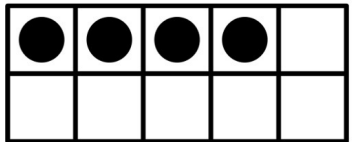





**Here are ways to show the  
number 8.**



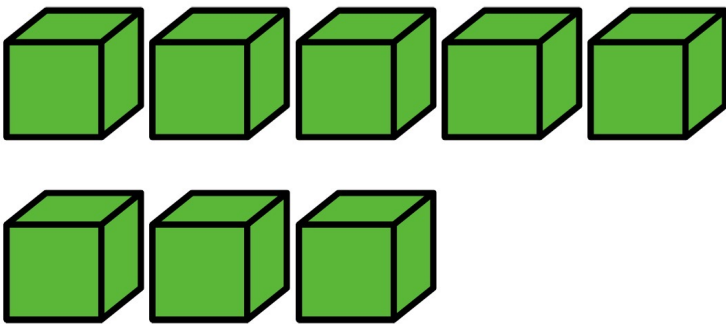



			
			


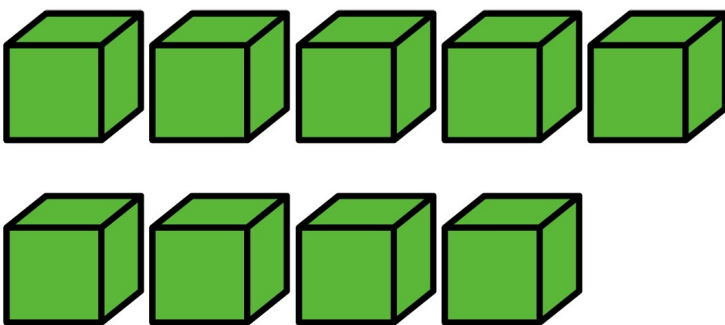
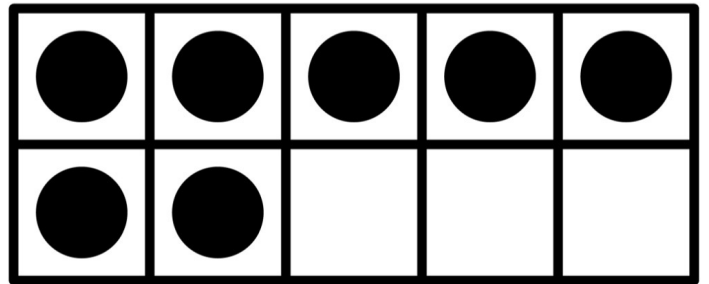

# Sorting Cards: Examples of eight

eight



# Sorting Cards: Non-examples of eight

three



# Sorting Header Cards

8

Not 8

# Let's Show It!

## Pocket Cube Cards for 8

**Hop eight  
times**

**Clap eight  
times**

**Count to  
eight**

**Write "8"  
in the air**

# Let's Show It!

## Pocket Cube Cards for 8

**Write "8"  
in your  
hand**


**Give a  
neighbor  
eight high  
fives**

**Make an  
"8" with  
your  
body**

**Spell the  
word  
"eight"**

8

eight



# LOVE THIS RESOURCE? SAVE \$ WITH A BUNDLE!

## NUMBERS 1-10 BUNDLE



**90**  
ACTIVITIES!

By Katie Roltgen

## NUMBERS 11-20 BUNDLE



**80**  
ACTIVITIES!

By Katie Roltgen

## NUMBERS 1-20 BUNDLE



**170**  
ACTIVITIES!

By Katie Roltgen

# HERE ARE MORE KINDERGARTEN RESOURCES!

## MATH CENTERS FOR KINDERGARTEN



**80 CENTERS!** **THE BUNDLE**  
By Katie Roltgen

## WELCOME TO KINDERGARTEN!



**150+ PAGES!**  
By Katie Roltgen

Click here to sign up for teaching tips, store updates, and freebies!

### Clipart & Font Credits:

